

## EARLY YEARS – 1

### LIFE SKILLS HOLIDAY HOMEWORK

**Q1. Take an old unused handbag and decorate it with newspaper, magazine cut outs and other decoration items. Submit your holiday homework in this bag when the school reopens.**



**Q2. On an A3 sheet, write counting from 1 to 10. Paste the appropriate number of items along with the numbers.**

**For example –**

**ONE 1:**



**TWO 2:**



## HOLIDAYS HOMEWORK

Name.....

Class.....

### Winter Break activities

**Keep your child’s brain active over the break without knowing they’re doing “Homework”.**

\*Please do one activity per day with your child . Ask your child to check the following box when activity is completed .



c


- **Sharing is caring** . Ask your child to share his/her old toys and clothes to share with children in need.
- Prepare hot chocolate milk with mother .
- Draw a picture of your favourite toy and colour it .
- Practice magical words(Excuse me , Thankyou, Sorry , Please,May I ,You’re welcome )with your family daily.
- Count out loud 0-50 daily.
- Find something in your house that is taller than you and something that is shorter than you and tell your parents.
- Write numbers from 0-8 and draw pictures of your choice on a A-4 size sheet.
- Find 3 things in your house that begins with letter Gg . Draw and colour them on A4 size sheet .
- Learn a short story in English .

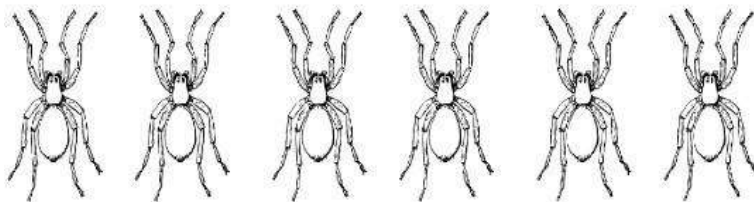

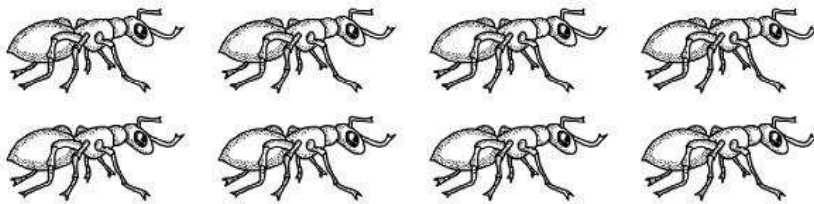

# New year celebration

- **Make a collage of new year resolutions u will take in 2023 by making a flower pot.**
- **Visit any place like bharat darshan park, zoo, doll mueseum, railway meuseum or any other educational visit and clock the pictures and make a presentation of your visit.**
- **Paint your favourite cartoon character on the 3-D paint .**
- **Make the collage of your favourite winter food items.**


Cut the shapes and



Count the items and write in the box:



Colour the odd one out



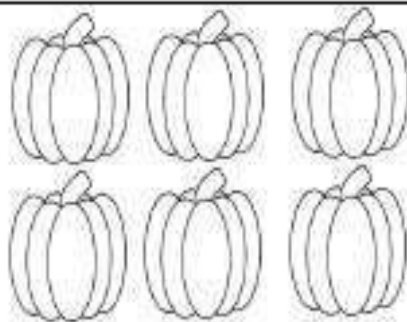
Count and write the number

# How Many?

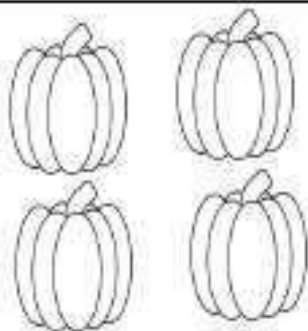
Count. Write the number.



How many? \_\_\_\_\_



How many? \_\_\_\_\_



How many? \_\_\_\_\_



How many? \_\_\_\_\_


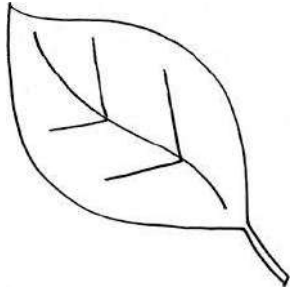


How many? \_\_\_\_\_




How many? \_\_\_\_\_

**Write the alphabets and colour the pictures**


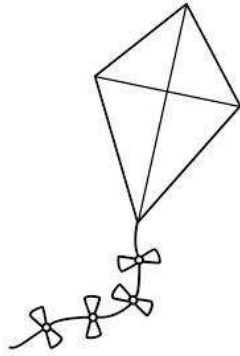








**Write the alphabets and colour the pictures**





Write the alphabets and colour the pictures



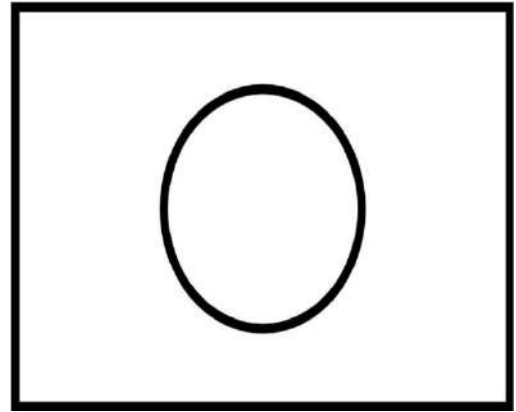

Write the alphabets and colour the pictures



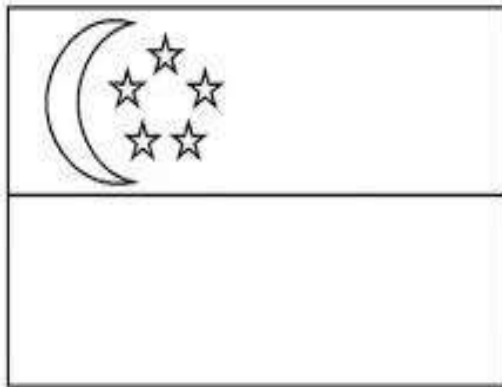

Colour the Flags of various countries



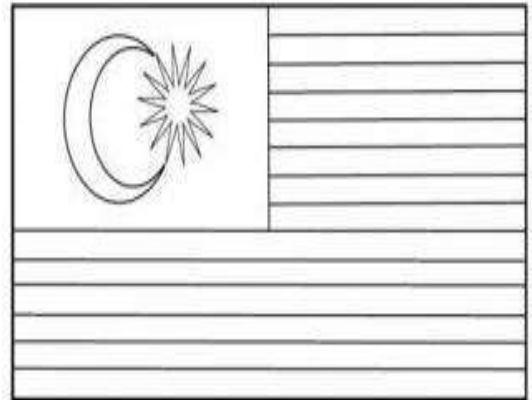
**China**



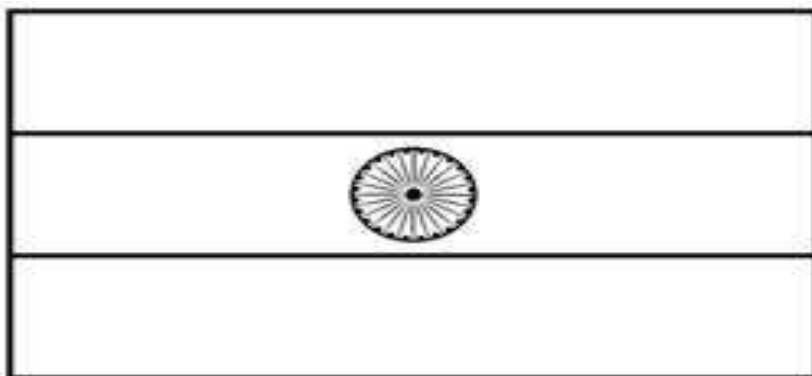
**Japan**





**Singapore**



**Malaysia**



**India**



---



Match the alphabet with the pictures .

a

b

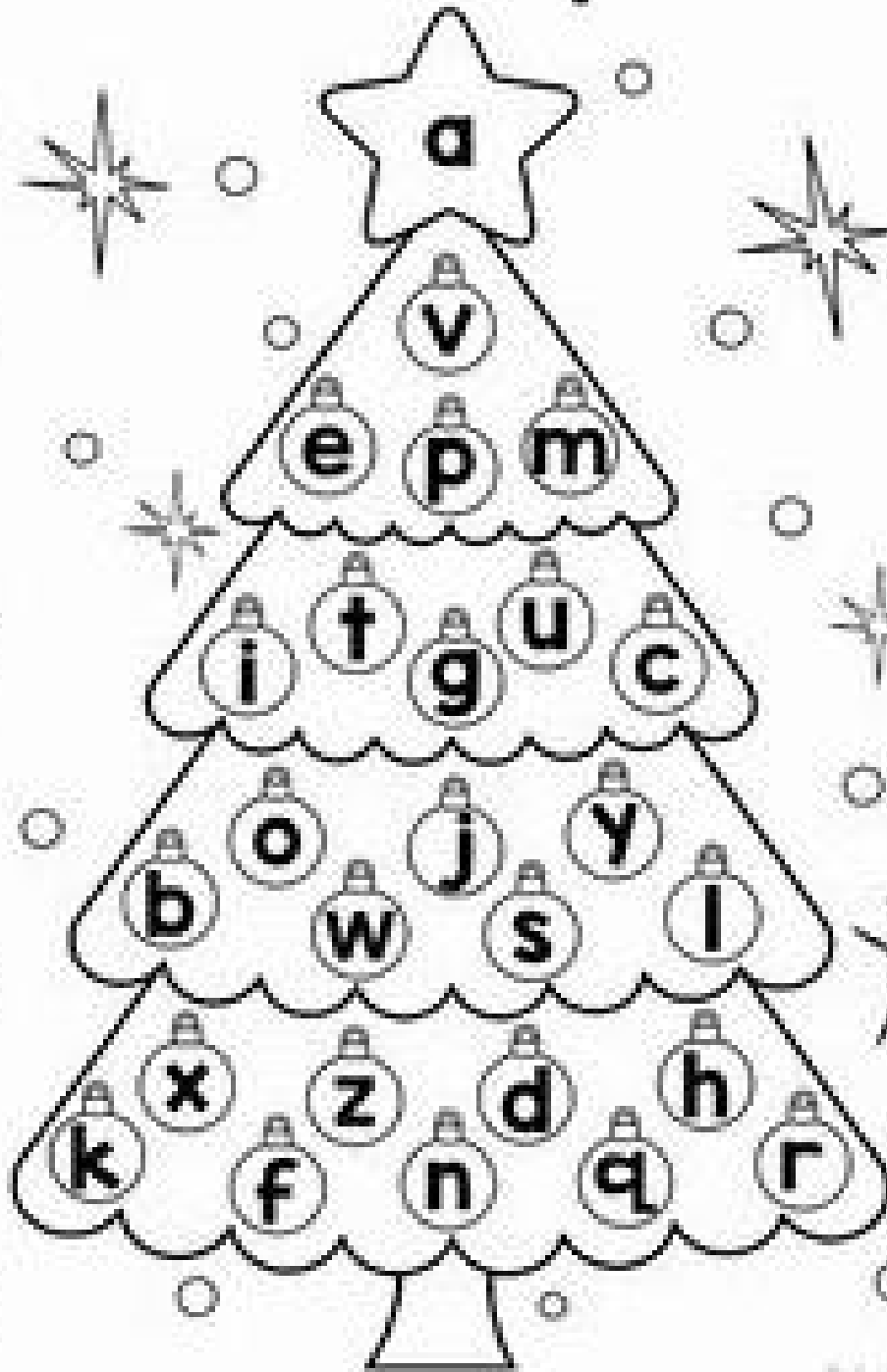
c

d


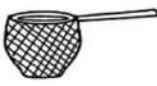

















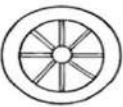
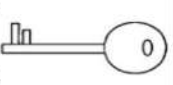







Trace and write the alphabets

# Letters in My Name



# Trace the alphabets


<b>A</b> 	A	a	<b>N</b> 	N	n
<b>B</b> 	B	b	<b>O</b> 	O	o
<b>C</b> 	C	c	<b>P</b> 	P	p
<b>D</b> 	D	d	<b>Q</b> 	Q	q
<b>E</b> 	E	e	<b>R</b> 	R	r
<b>F</b> 	F	f	<b>S</b> 	S	s
<b>G</b> 	G	g	<b>T</b> 	T	t
<b>H</b> 	H	h	<b>U</b> 	U	u
<b>I</b> 	I	i	<b>V</b> 	V	v
<b>J</b> 	J	j	<b>W</b> 	W	w
<b>K</b> 	K	k	<b>X</b> 	X	x
<b>L</b> 	L	l	<b>Y</b> 	Y	y
<b>M</b> 	M	m	<b>Z</b> 	Z	z



Write the number to sequence the actions.



Write the number to sequence the actions.



Decorate and colour the picture



**Make tambola tickets from number 1-15 so that students will be able to apply before numbers , after numbers and numbers in between in their daily life.**

**example**

<b>10</b>		<b>12</b>		<b>14</b>	
<b>8</b>		<b>6</b>		<b>4</b>	
<b>5</b>				<b>7</b>	