

EARLY YEARS – 2

LIFE SKILLS HOLIDAY HOMEWORK

Q1. Take an old unused handbag and decorate it with newspaper, magazine cut outs and other decoration items. Submit your holiday homework in this bag when the school reopens.



Q2. On an A3 sheet, make a poster of all the 'Good Habits' that you followed in your winter vacation. You can write and draw the good habits you followed.





Cambridge Assessment
International Education

Holidays Homework

Make the tambola tickets from number 1-50 so that the students will be able to apply before numbers, after numbers and between numbers in their daily life.




45		47	
37		33	
10			13

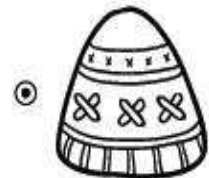

New year celebration

- Make a collage of new year resolutions u will take in 2023 by making a flower pot.
- Visit any place like bharat darshan park, zoo, doll mueseum, railway meuseum or any other educational visit and clock the pictures and make a presentation of your visit.
- Paint your favourite cartoon character on the 3-D paint .

Cut the shapes and paste it on its correct place. Colour it.



Recognize the patterns and match the muffler with the correct mitten and cap.



Colour the given food items according to the given colour code.

Eat a Rainbow!

(every day)

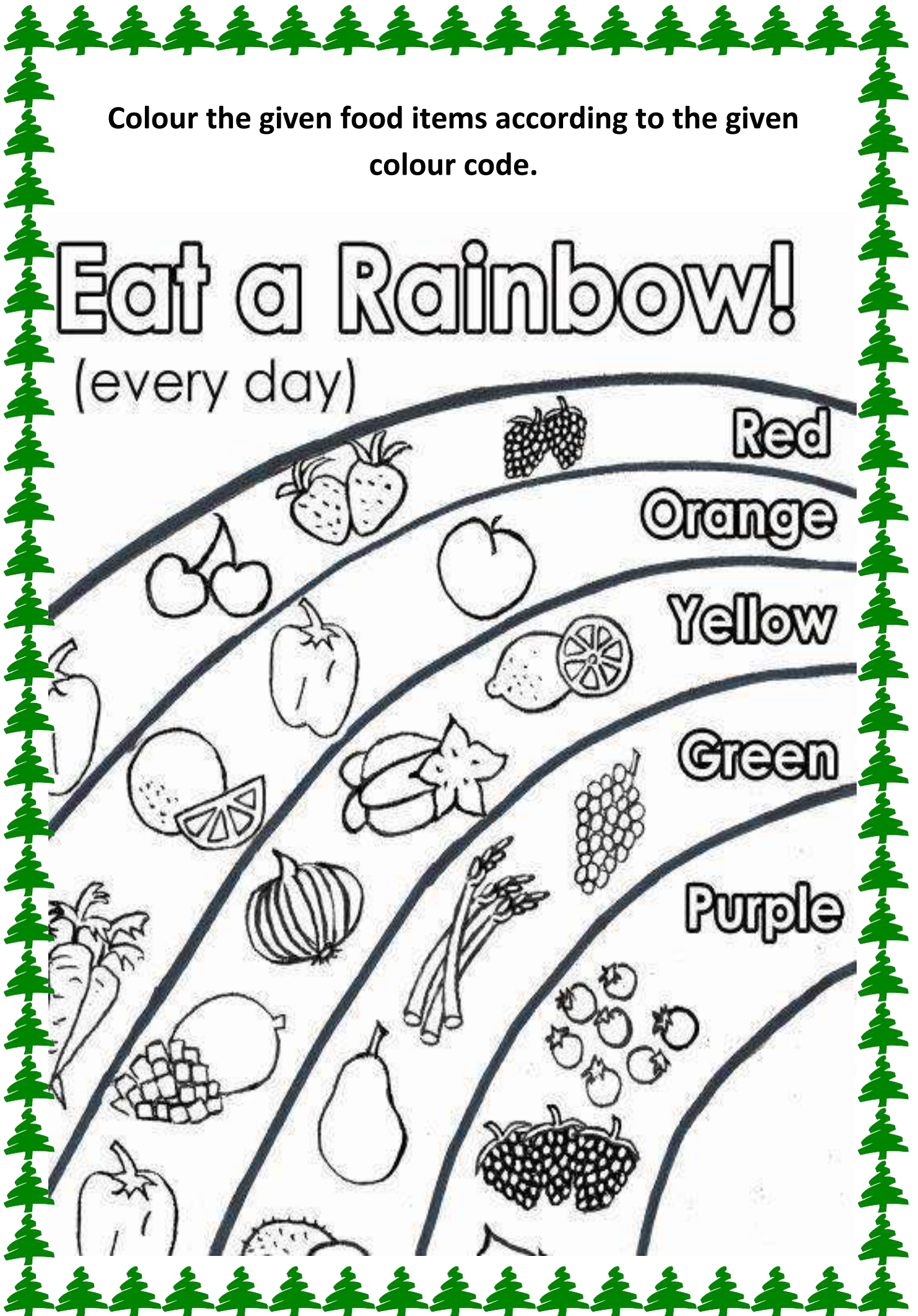
Red

Orange

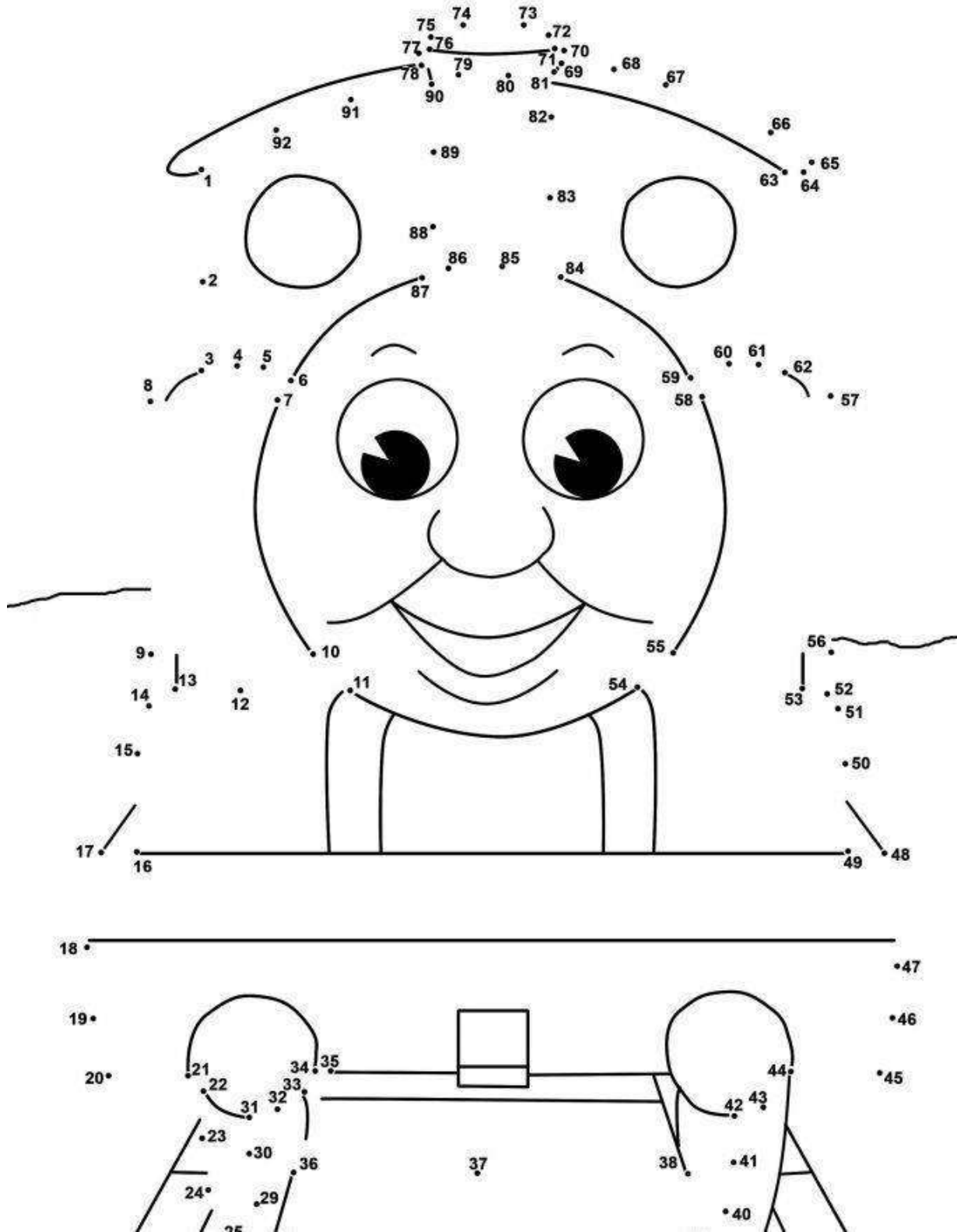
Yellow

Green

Purple

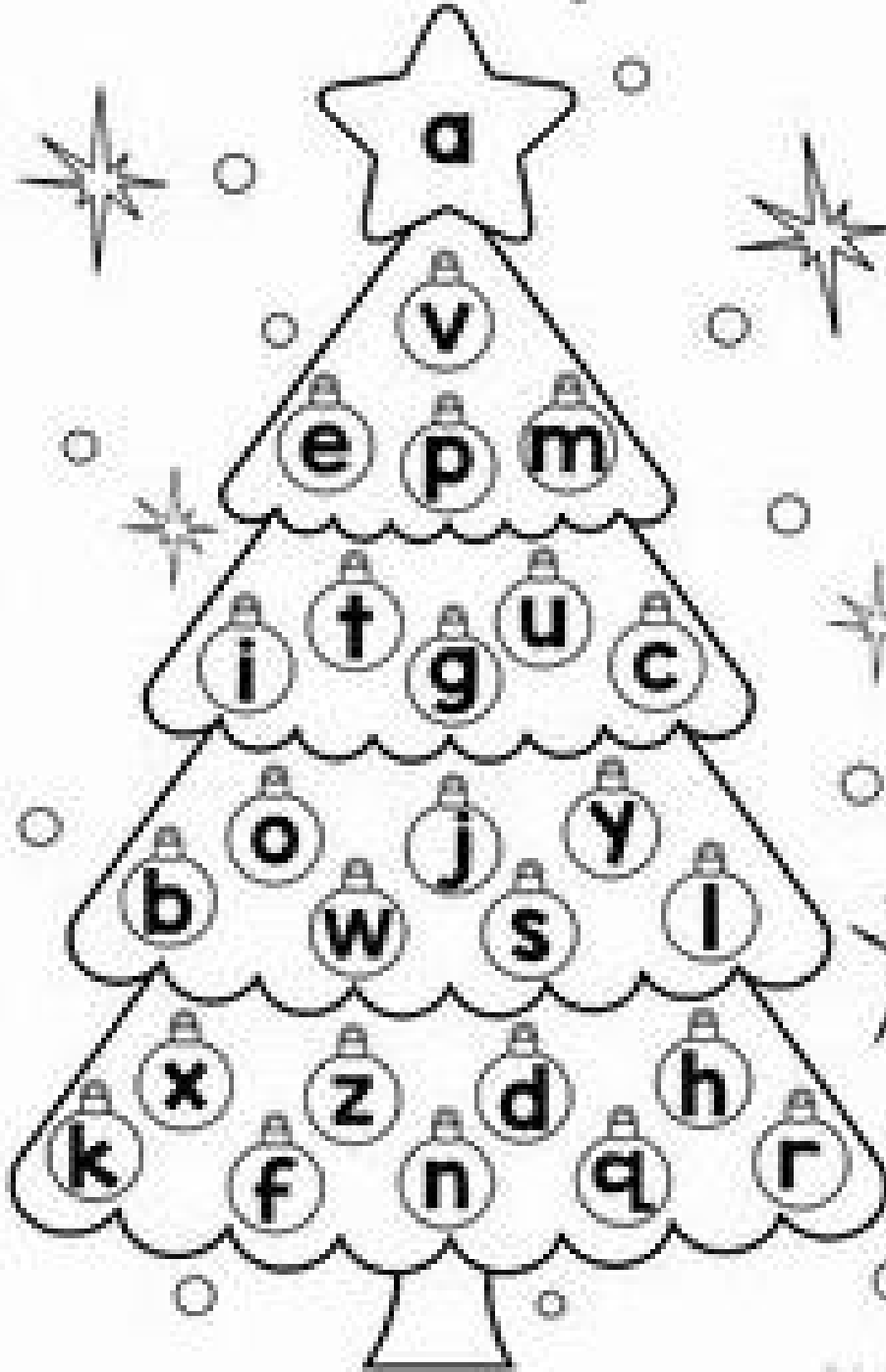


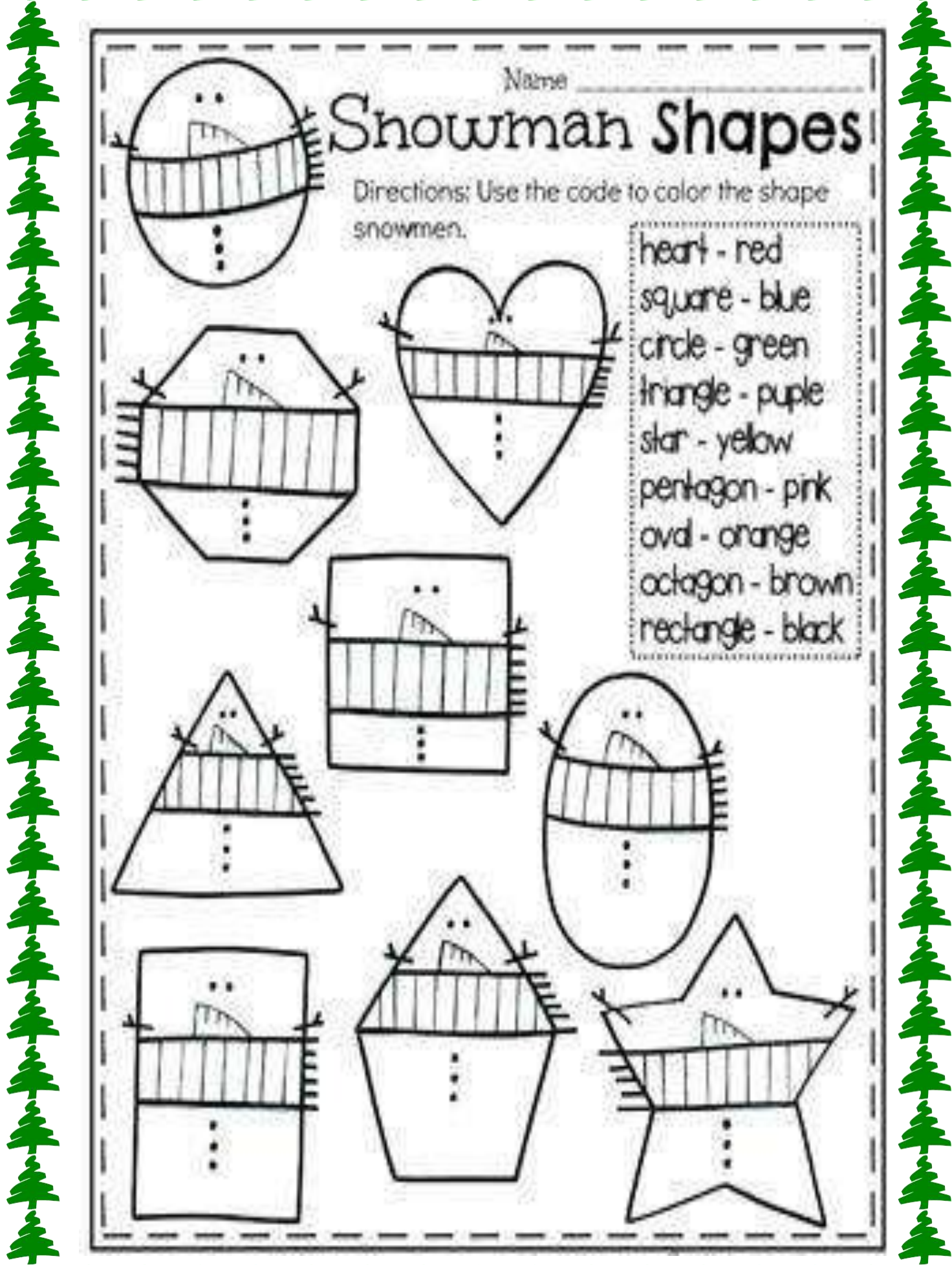
Join the numbers and colour the pictures.



Colour the letters which are in your name.

Letters in My Name




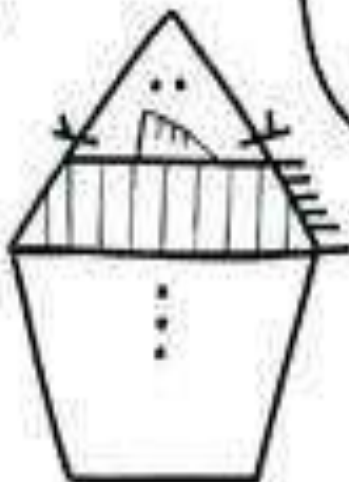
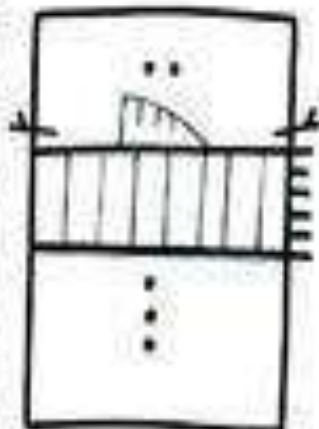
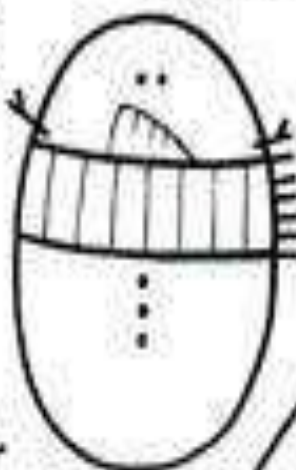
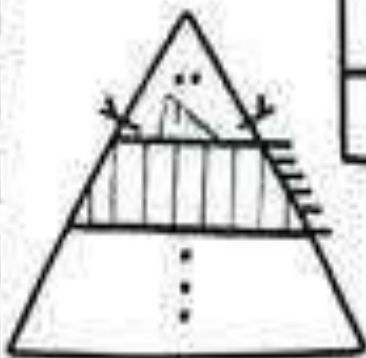
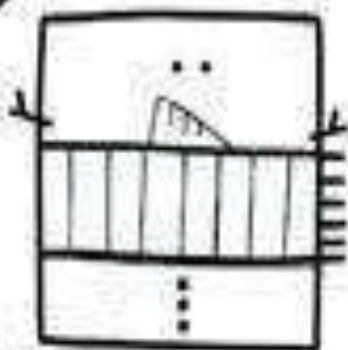

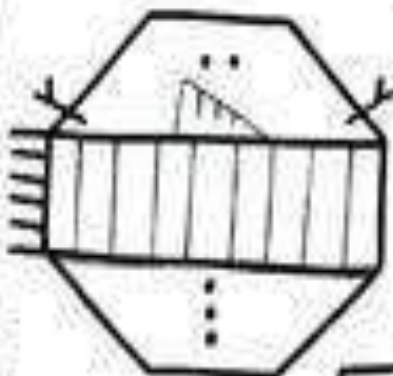
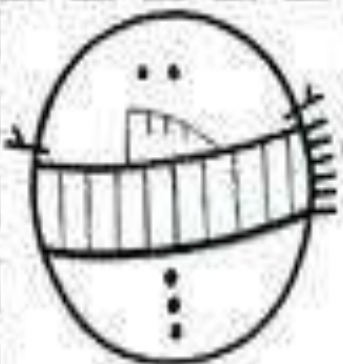


Name _____

Snowman Shapes

Directions: Use the code to color the shape snowmen.



- heart - red
- square - blue
- circle - green
- triangle - purple
- star - yellow
- pentagon - pink
- oval - orange
- octagon - brown
- rectangle - black



Nature Walk

Look for each object. circle yes if you find it or no if you don't.


 <p>tree</p> <p>yes no</p>	 <p>butterfly</p> <p>yes no</p>
 <p>flower</p> <p>yes no</p>	 <p>worm</p> <p>yes no</p>
 <p>tracks</p> <p>yes no</p>	 <p>bird</p> <p>yes no</p>
 <p>bee</p> <p>yes no</p>	 <p>leaf</p> <p>yes no</p>
 <p>acorn</p> <p>yes no</p>	 <p>web</p> <p>yes no</p>
 <p>spider</p> <p>yes no</p>	 <p>squirrel</p> <p>yes no</p>



Colour the Gingerbread with the help of number code.

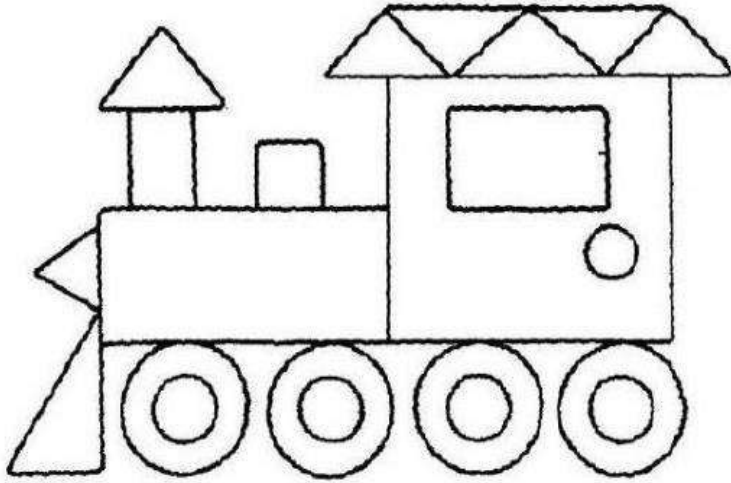


Find the given pictures according to the given numbers and colour it.

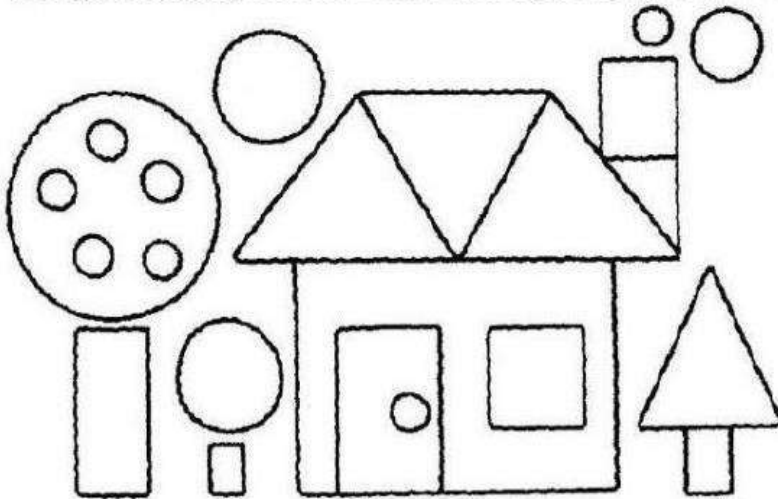


- | | | | | | | | | | | | | | | | | | | | |
|---|--|---|--|---|--|---|--|---|--|---|--|---|--|---|--|---|--|---|--|
| 2 | | 4 | | 4 | | 2 | | 4 | | 5 | | 7 | | 4 | | 6 | | 5 | |
| 1 | | 6 | | 7 | | 1 | | 3 | | 6 | | 7 | | 4 | | 7 | | 4 | |
| 3 | | 2 | | 4 | | 6 | | 2 | | 7 | | 3 | | 9 | | 6 | | 3 | |


Observe the given pictures and write the numbers of the given shapes. Colour it.



- _____
- _____
- △ _____
- ▭ _____




- _____
- _____
- △ _____
- ▭ _____



- _____
- _____
- △ _____
- ▭ _____

Kids, Help the reindeer to find the correct path to reach the igloo.



Colour the items that you like to eat.

Name _____

Things I Like to Eat

Directions: Color the pictures that you like to eat.

© 2018 by Amy Stewart



Fill in the blanks.

Let's Meet Me

1. My name is _____.
2. I am a _____.
3. I am _____ years old.
4. I study in _____ school.
5. I study in _____ class.
6. _____ is my class teacher.
7. _____ is my best friend.
8. I live in _____.
9. My father's name is _____.
10. My mother's name is _____.

Colour and cut the paper to make the paper snowman.



Paper
SNOWMAN

