



# **ORLEANS THE SCHOOL**

## **SESSION 2022 – 23**

### **CLASS -PY1**

Dear Student,

- Enjoy yourself to the fullest during this winter break have loads of fun. Make the beginning of the year fruitful and enjoyable..
- "Knowledge is Power". Therefore read lots and lots of books to cultivate the reading habit and develop your vocabulary, language skills, increase your attention span and improve your spellings.
- "A healthy mind lives in a healthy body". So play the sport of your choice INDOORS. It will help to instill discipline, generate sporting spirits and channelize your energies constructively.
- Get up early in the morning and see the rising sun. Do indoor exercises / yoga and stay healthy and fit. Spend quality time with your elders and share your thoughts and ideas with them.
- Eat healthy food and drink lots of water during summer.
- Integrating curriculum helps students deepen their understanding of the subject matter and comprehend relationship between different areas of study. This year's holiday homework has been designed keeping this interdisciplinary aspect in mind.

Dear Parents,

**Guidelines to make the winter break more fruitful**

- Play games like scrabble, chess, atlas and word building.
- Assign a permanent workplace and a work-time for your child. This encourages discipline.
- Inculcate good manners- 4 magic words ‘ please, thank you, excuse me, sorry’-use them and see the difference.
- Encourage your child to help around the house work and do small household jobs like dusting, watering the plants, laying dinner table etc.
- Guide the child to keep his room and things clean and well organized.
- Motivate your child to take up yoga or any other form of healthy activity.
- As much as possible, try to converse in English with your child.
- Encourage your child to read books (e books) and children’s magazines.

Regards,  
Class teacher



## Craft

### **Project: - Make one best out of waste.**

Dear students, please collect the waste materials of your house and make something interesting with it. It can be useful item or decorative item. Materials which you can use i.e. empty boxes, waste old clothes, or any other things which you can get easily. Be very careful about your hygiene.



# ENGLISH ACTIVITY 1

## ALL ABOUT MY WINTER



### Books I read

1 \_\_\_\_\_

2 \_\_\_\_\_

3 \_\_\_\_\_

### Some magic words I use every day:

1 \_\_\_\_\_

2 \_\_\_\_\_

3 \_\_\_\_\_

### I help my parents in:



1 \_\_\_\_\_

2 \_\_\_\_\_

3 \_\_\_\_\_

4 \_\_\_\_\_

## ENGLISH ACTIVITY 2

Look at the pictures and describe them in 5 lines

Picture1



- 1 \_\_\_\_\_
- 2 \_\_\_\_\_
- 3 \_\_\_\_\_
- 4 \_\_\_\_\_
- 5 \_\_\_\_\_

Picture2



- 1 \_\_\_\_\_
- 2 \_\_\_\_\_
- 3 \_\_\_\_\_
- 4 \_\_\_\_\_
- 5 \_\_\_\_\_

## ENGLISH ACTIVITY 3

**My flowerpot:** Blooming spring flowers, chirping birds , balmy warm weather, falling autumn leaves, the greenery of rains, the icy winter –every season is God’s gift .Let us celebrate seasons by making this beautiful flower pot with delightful season words.

### What You Need:

- Scissors
- Marker
- Small foam ball or button
- Paper sheet
- Vocabulary list( theme is seasons)
- Green paint
- Paint brush
- Glue



### What To Do:

- 1) Paint the foam ball yellow (or you may use a small button) and the craft stick green.
- 2) Set aside both pieces to dry
- 3) Cut out ten large white petals from the sheet
- 4) Cut big leaves and paint them green
- 5) Glue the leaves on the craft stick.
- 6) Put one end of the craft stick into the foam ball.
- 7) Write one spring vocabulary word on each of the white petals.
- 8) Paste the spring words on the foam ball or button.
- 9) Make a small flower pot using the used material lying at home.
- 9) Repeat this activity for winter words and summer words, then put these flowers in the flower pot.

## PRIMARY YEARS 1

### E.V.S HOLIDAY HOMEWORK

**Q1. How will you sort large stones from smaller ones using water? Make a video of yourself performing this experiment.**

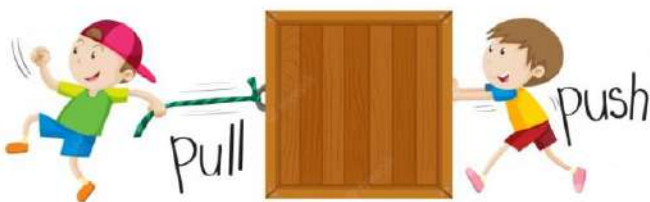


**Q2. How will you identify the habitats of the following?**

a. Birds

b. Insects

**Q3. With the help of your family members, make a video to depict the forces of push and pull using objects of your choice.**





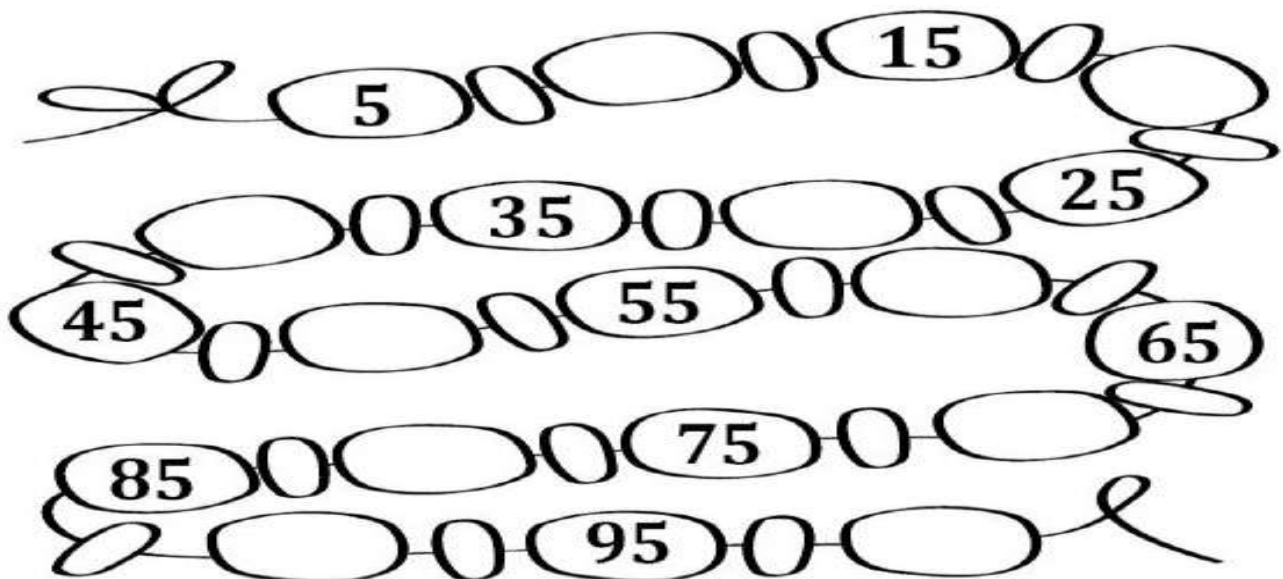
Q-1) Make four addition or subtraction cards of the size 3" by 5" using coloured A4 sheets. Paste the picture of your favourite cartoon character you like the most on one side and on the other side write the addition or subtraction questions. One example is given below for your reference



$$\begin{array}{r} 4 \\ + 5 \\ \hline \end{array}$$

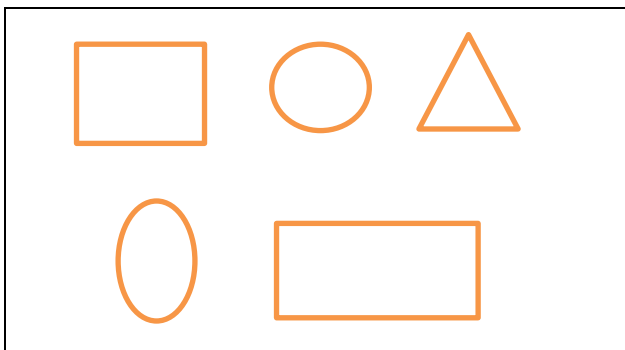

### Counting beads

Q-2) Count by 5's. Write the missing numbers, then colour.





**Q-3) Look at the shapes given below and form your own scene using the exact number of shapes given.**



### Number Sequence Maze

**Q-4) Follow the correct number sequence to help the officer to find his car.**



		6	8	9	10
		2	7	12	11
1	8	5	6	13	14
2	3	4	9	17	15
9	7	14	10		
0	8	5	11		



**Paste wrappers of any 5 food items on A4 size sheet and add their prices to find out the total amount**

**Q-5) Find the hidden number names (one to ten) and colour them. You can go across or down.**

O	E	T	W	O	H	F	O	U	R
N	V	K	W	R	J	P	A	F	N
E	V	X	E	I	G	H	T	Z	C
W	M	U	E	K	L	U	Y	X	I
T	H	R	E	E	G	H	J	Q	E
W	E	R	Y	R	Q	Z	L	T	S
R	M	O	P	N	A	F	R	Z	E
Z	S	I	X	I	E	I	B	V	V
X	G	F	N	N	K	V	D	T	E
T	E	N	H	E	M	E	Y	H	N

## शीतकालीन अवकाशीय गृहकार्य

क ) माता पिता से निवेदन है की बच्चों के सहायक बनकर मात्रा से सम्बंधित चित्रों का एक कोलार्ज बनाइये ।

ख ) शब्दों की अंताक्षरी बनाइये । उदाहरण रथ-  
थरमस - सरकस - सात

ग ) दादा - दादी या नाना नानी के साथ कुछ दिन बिताएं और उनकी दिनचर्या जानें ।

घ ) 10-15 पेज सुलेख करें ।