



**HOLIDAYS
HOMEWORK**



Dear Students

We hope you all are staying at home and protecting yourself.

The summer vacations are here, so relax and enjoy yourself. Spend time playing games with your family members, listening to stories from your grandparents, reading story books, cleaning up your room, or whatever you wish to do.

We would also like all of you to spend some time every day to revise the concepts done in different subjects. A few worksheets for each subject have been prepared for you, which will help you to do the same. Try to complete them independently, as far as possible. Take help from your parents/ siblings only when required. We hope you will have fun doing them.

Enjoy the vacations with your family.

Stay safe. Stay healthy.



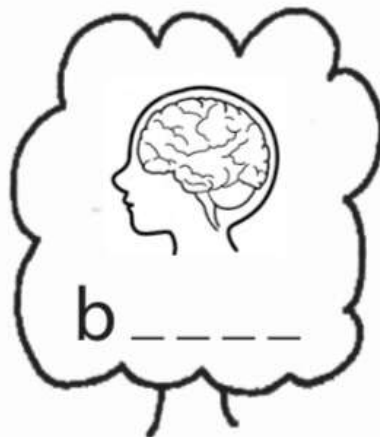




English

Fill in the blanks and colour the pictures

ai

ee ie


oa



SWEET NOUNS

Read the nouns on the candy. Use the colour code to colour the candy

Colour Code : person - red place - purple
 thing - pink animal - orange



Let's Make Sentences

- Photocopy the page & cut the given words.
- Mount each word on any bright colour A-3 size sheet & cut again leaving a margin of 1cm.
- Send it to school in a properly labelled zip lock pouch.
- These words will be used for sentence construction in the class.

I	my
orange	He
She	book
boy	girl
pen	It

mother

toy

is

father

chair

am

sister

friend

a

brother

egg

an

apple

.

Hindi

जोड़ कर शब्द पूरे करो-





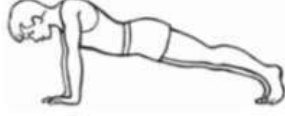
आ की मात्रा लगाकर शब्द पूरे करो और
चित्र में रंग भरो।

गड़-गड़, गड़-गड़ ब दल अ य
ब दल अ य , जल भर ल य ।
क ल क ल ब दल छ य
छम-छम, छम-छम जल बरस य ।



चित्र को देखकर वाक्य पूरे करो।

1. अमन



_____ करा।

2. राधा



_____ चखा।

3. नमन



_____ मत पटका।

4. बाजार जाकर



_____ ला।

5.



_____ जलाकर खाना बना।

6. आकाश



_____ ला।

7. राम



_____ जा।

8. पलक



_____ लाई।

हिन्दी

अमन काम झटपट कर। टब भर कर रख। अब यह कलश पकड। बहस मत कर। टमटम पर चढकर पनघट चल। कलश भर कर घर चल। नटखट मत बन। ढमढम मत कर। गरदन मत झटक। छत पर चल कर कसरत कर। अब शरबत चख। मनन अचकन पहन। बरगद पर मत चढ। यह कमल पकड। बतख मत पकड।


- वर्णों को जोड़कर ऊपर दिए गए वाक्यों को पढ़िए व इनमें से दो, तीन व चार अक्षर के शब्द अलग करके लिखिए –

दो अक्षर के शब्द

तीन अक्षर के शब्द

चार अक्षर के शब्द

- नीचे दिए गए चित्रों को देखकर उनके नाम लिखें—











Add and Colour

Add then colour all the sums using the colour key below.

1 - Green

2 - Red

3 - Blue

4 - Yellow

5 - Orange

UNDER THE WAVES

$2 + 1 =$

$5 + 0 =$

$2 + 2 =$

$0 + 3 =$

$1 + 0 =$

$1 + 0 =$

$3 + 1 =$

$2 + 2 =$

$1 + 1 =$

$1 + 3 =$

$3 + 0 =$

$0 + 1 =$

$0 + 4 =$

$1 + 2 =$

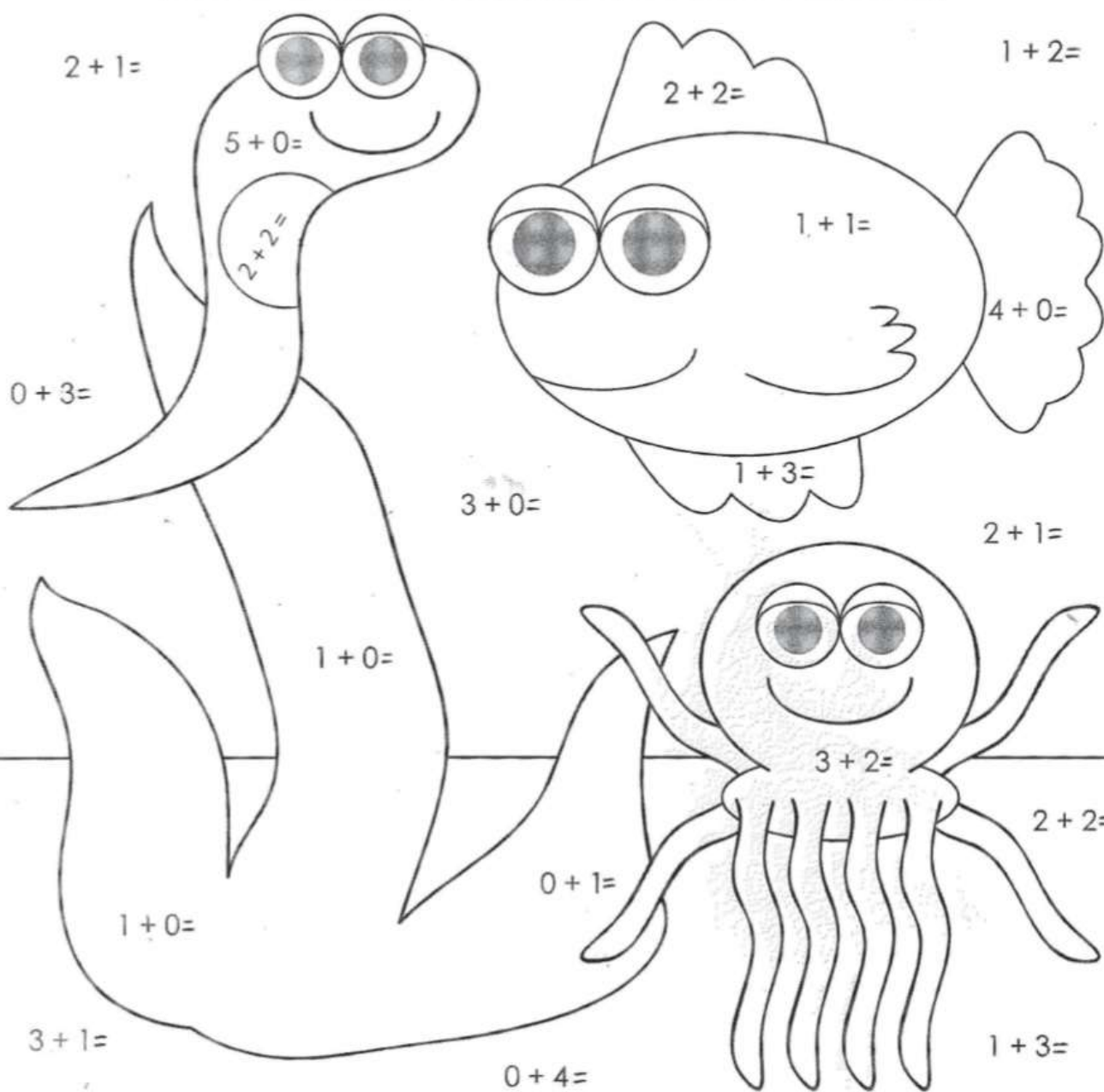
$4 + 0 =$

$2 + 1 =$

$3 + 2 =$

$2 + 2 =$















$1 + 3 =$



Number Names and Numerals


Count each object in the picture and write its numeral and number name. Colour the picture.







	<input type="text" value="4"/>	Four		<input type="text"/>	
	<input type="text"/>			<input type="text"/>	
	<input type="text"/>			<input type="text"/>	
	<input type="text"/>			<input type="text"/>	
	<input type="text"/>			<input type="text"/>	
	<input type="text"/>			<input type="text"/>	
	<input type="text"/>			<input type="text"/>	

FUN WITH SHAPES





Count and Colour the Shapes



Count

	_____
	_____
	_____
	_____

Colour

	Blue
	Pink
	Yellow
	Orange

Greater and smaller

Draw balls for each number to find out which number is greater in each group. Colour the balls drawn for the greater number.

4	
7	

9	
7	

6	
3	

Draw stars for each number to find out which number is smaller in each group. Colour the stars drawn for the smaller number.

8	
5	

2	
7	


4	
9	

EVS

Name

Class & Sec.....

A. Write the name of the body part that is associated with the following object to complete the crossword.



B. Fill in the blanks with the help of the pictures given.

1. Teeth of a _____



2. Eye of a _____



3. Legs of a _____




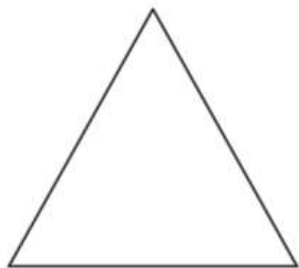

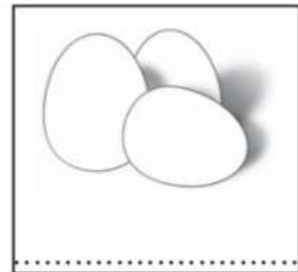


4. Hands of a _____



5. Hair of a _____



Here are some food items with interesting shapes. Find and match the food items with their shapes. Then write their names in the given blanks.



The names of some healthy food items are hidden in the grid below. Cross out the Q and read the remaining letters in each row to know the names. Write in the given blanks.

1.	Q	R	Q	I	C	Q	Q	E	Q	Q
2.	Q	Q	E	Q	Q	G	Q	Q	G	Q
3.	Q	B	Q	A	N	Q	A	Q	N	A
4.	Q	Q	M	Q	I	Q	L	K	Q	Q
5.	Q	R	Q	Q	O	T	Q	Q	Q	I

1.

2.


3.

4.


5.

ART & CRAFT

- Colour it.



- Paste colourful bindi on balloons and colour the house.



- Craft best out of waste:- flower pot

Material:- waste small pot, kulfi stick, sheets(red and black) and googli eyes





Collect the pictures of different types of computers and write few lines on each of it.



(Do it on A-3 size sheet)