



**Orleans** – The School –

*Above and Beyond...*



Cambridge Assessment  
International Education



# HOLIDAYS HOMEWORK

Dear Parents,

Summer time is here again and every summer has its own story. Summer vacation is synonymous with fun, frolic and watching fun-filled shows on television. But dear children, there is a lot more you can do to make your vacation more interesting, meaningful and full of fun.

**RISE N SHINE** – Do not get up late. Rise at the usual time and go for a walk or play a game that interests you.

**PURSUE YOUR HOBBY** – Spend some time on a hobby, learn to play a musical instrument, read picture books, do something creative etc.

**FUN GAMES** – Do not spend time playing video games or using the smart phone, they tend to numb your senses and are a pure mechanical activity. Try playing fun games with your parents/grandparents/siblings like ludo, snakes and ladders etc.

**NURTURE THE NATURE** – Spend a little time all by yourself admiring nature. Celebrate **WORLD ENVIRONMENT DAY** on June 5 by planting a sapling and see your beautiful green bloom!

**BE A CHARITY HERO** – Sort out your wardrobe. Discard old and unused clothes. Donate them.

**General instructions for holidays homework :**

1) The written part should be neatly presented in your own handwriting. Take the help from your parents only when necessary.

2) Remember a well presented 'Holidays Homework' fetches you good grades and appreciation.

# ENGLISH

**PHONO DRILL :** Help your child to recognize the alphabets and their phonetic sounds. The phonetic sounds will help them to read and attempt dictation as well.

YOUTUBE LINK: <https://youtu.be/hq3yfQnllfQ>

**Phonic Sounds (A-Z) (a-z)**

Alphabet	Phonic Sounds	Vocabulary	Alphabet	Phonic Sounds	Vocabulary
Aa	says ऐ	APPLE	Nn	says न	NEST
Bb	says ब	BALL	Oo	says ओ	OWL
Cc	says क	CAT	Pp	says प	PARROT
Dd	says ड	DOG	Qq	says क्व	QUILT
Ee	says ए	EGG	Rr	says र	ROSE
Ff	says फ	FISH	Ss	says स	SUN
Gg	says ग	GOAT	Tt	says ट	TIGER
Hh	says ह	HORSE	Uu	says अ	URN
Ii	says इ	INKPOT	Vv	says व	VAN
Jj	says ज	JOKER	Ww	says वँ	WATCH
Kk	says क	KITE	Xx	says एक्स	X-MAS TREE
Ll	says ल	LION	Yy	says य	YAK
Mm	says म	MANGO	Zz	says ज़	ZEBRA

© RACHNA SAGAR PVT. LTD.

RHYME TIME : Poems are an excellent medium to learn about manners, habits ,number words and much more. Learn poem from English rhyme book (Two little birds, Clouds, If you're happy , Little boy blue ,I am an airplane) .



- Help your ward to memorize these English rhymes.
- Help your ward to complete the following English holiday homework assignment sheets.
- Make your ward practice capital and small a-z two times in English notebook.

**Q1. Read aloud and write the words.**

Cap

Jam

Nap

Ham

Lap

Cam

Map

Dam

Gap

**Q1. Read aloud and write the words.**

Man


Tag


Fan


Bag


Can


Wag


Pan


Lag


Van


Rag


# MATH

- Let us revise the traditional games like **Stappoo** (Hopscotch) and **Ludo** to enhance the counting skills.



- Help your ward to complete the following Math assignments in maths notebook.










**Q3. Read aloud 1-50.**

<b>T</b>	<b>O</b>		<b>T</b>	<b>O</b>		<b>T</b>	<b>O</b>		<b>T</b>	<b>O</b>		<b>T</b>	<b>O</b>	
	<b>1</b>		<b>1</b>	<b>1</b>		<b>2</b>	<b>1</b>		<b>3</b>	<b>1</b>		<b>4</b>	<b>1</b>	
	<b>2</b>		<b>1</b>	<b>2</b>		<b>2</b>	<b>2</b>		<b>3</b>	<b>2</b>		<b>4</b>	<b>2</b>	
	<b>3</b>		<b>1</b>	<b>3</b>		<b>2</b>	<b>3</b>		<b>3</b>	<b>3</b>		<b>4</b>	<b>3</b>	
	<b>4</b>		<b>1</b>	<b>4</b>		<b>2</b>	<b>4</b>		<b>3</b>	<b>4</b>		<b>4</b>	<b>4</b>	
	<b>5</b>		<b>1</b>	<b>5</b>		<b>2</b>	<b>5</b>		<b>3</b>	<b>5</b>		<b>4</b>	<b>5</b>	
	<b>6</b>		<b>1</b>	<b>6</b>		<b>2</b>	<b>6</b>		<b>3</b>	<b>6</b>		<b>4</b>	<b>6</b>	
	<b>7</b>		<b>1</b>	<b>7</b>		<b>2</b>	<b>7</b>		<b>3</b>	<b>7</b>		<b>4</b>	<b>7</b>	
	<b>8</b>		<b>1</b>	<b>8</b>		<b>2</b>	<b>8</b>		<b>3</b>	<b>8</b>		<b>4</b>	<b>8</b>	
	<b>9</b>		<b>1</b>	<b>9</b>		<b>2</b>	<b>9</b>		<b>3</b>	<b>9</b>		<b>4</b>	<b>9</b>	
<b>1</b>	<b>0</b>		<b>2</b>	<b>0</b>		<b>3</b>	<b>0</b>		<b>4</b>	<b>0</b>		<b>5</b>	<b>0</b>	

Q4. Write the missing counting 1-50.

Write in the house the missing numbers.

1__	__4	5__	7__	__10
11__	13__	__16	17__	__20
__22	23__	25__	__28	29__
31__	33__	__36	__38	39__
__42	43__	__46	47__	__50
	Numbers 1-50			


# SCIENCE

- **Talk about plants :- “Plants have life”** : They also grow like us. If you cut a tree or break a plant from its roots , it will not grow.



**Activity : Growing a Plant** – Help the child to sow a seed in a small pot, water it everyday and watch it grow. Mention the dates on which :

- **The child planted the seed :** \_\_\_\_\_
- **When it started to grow:** \_\_\_\_\_




- Bring the plant to the class when the school reopens.
- Help your ward to complete the following Science holiday homework assignments sheets.

Q1. Colour the picture and make your school look beautiful.



# MY FAMILY TREE



- Match a line from the left to corresponding picture on the right .




TURTLE DIARY



- Colour the pictures you wear and circle the items you drink/eat.

## IT IS SUMMER





- Learn to introduce yourself and learn these questions and make them write in their notebook.

**Q1: What is your name?**

**A1: My name is \_\_\_\_\_.**

**Q2: How old are you?**

**A2: I am \_\_\_\_\_ years old.**

**Q3: Are you a boy or a girl?**

**A3: I am a boy or a girl.**

**Q4: How many eyes and ears do you have?**

**A4: I have two eyes and two ears.**

**Q5: How many noses do you have?**

**A5: I have one nose.**

**Q6: Name any 5 red coloured things.**

**A6: Apple, cherry, tomato, strawberry, letter box.**

**Q7: What is the shape of the wheel?**

**A7: The shape of the wheel is circle.**

# HINDI

- अब तक करवाए गए अक्षर – न , म, ल, क, ट


नोट: कृपया इन व्यंजनों को नोटबुक में 5 बार लिखें और इन व्यंजनों से संबंधित तस्वीरें चिपकाएं।

- हिंदी सारिका अभ्यास पुस्तक: इन पृष्ठों को पूरा करें- 3,4,24,49,56.
- दी गई वर्कशीट को पूरा करें।

प्रश्न : चित्र को देखो और व्यंजन लिखो।




Blank handwriting practice lines consisting of a solid top line, a dashed middle line, and a solid bottom line.



Blank handwriting practice lines consisting of a solid top line, a dashed middle line, and a solid bottom line.



Blank handwriting practice lines consisting of a solid top line, a dashed middle line, and a solid bottom line.



Blank handwriting practice lines consisting of a solid top line, a dashed middle line, and a solid bottom line.

# ART

## Teddy bear toasts :-

### Steps to follow :-

- λ Take 2 slices of toasted bread (white/brown).
- λ Then apply peanut butter/chocolate sauce/melted chocolate on the slices.
- λ Parents may assist the children in cutting the banana and chocolate pieces with a blunt knife
- . λ Arrange the banana and chocolate pieces on the slices as shown in the picture.
- λ Your teddy bear toasts are ready to be eaten.
- λ Don't forget to share it with your family.



- We believe in 3R's i.e; Reduce, Reuse and Recycle. Keeping this in mind help your ward to create any one article using waste CDs, plastic bottles, cans etc. You may take ideas from internet/TV show like Art Attack.



Looking forward to meet you all in July....

Happy holidays !!!!  
Have a great time!

